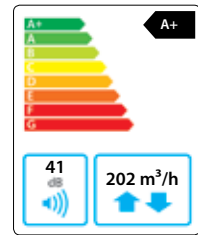


Domekt CF 200 V

Maximal air flow, m ³ /h	202
Unit weight, kg	42
Supply voltage, V	1~230
Maximal operating current, A	HE 8,3
Thermal efficiency of heat recovery, %	92
Reference flow rate, m ³ /s	0,039
Reference pressure difference, Pa	50
SPI, W/(m ³ /h)	0,22
Filters dimensions BxHxL, mm	365x132x46
Electric power input of the fan drive at reference flow rate, W	15
Electric power input of the fan drive at maximum flow rate, W	37
Electric air heater capacity, kW / Δt, °C	0,5 / 9,8
Electric preheater capacity, kW / Δt, °C	1 / 19,6
Control panel	C6.1 / C6.2
Maintenance space, mm	600



C6.1



C6.2

Acoustic data

A-weighted sound power level L_{WA} , dB(A) at reference flow rate

Supply inlet	45
Supply outlet	59
Exhaust inlet	45
Exhaust outlet	59
Casing	41

A-weighted sound pressure level L_{PA} , dB(A)

10 m² normally isolated room, distance from casing – 3 m.

Surroundings	30
--------------	----

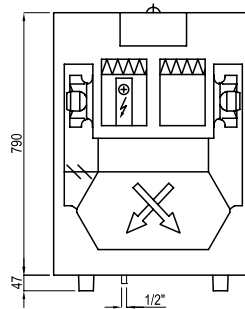
Temperature efficiency

Outside temperature, °C	Winter					Summer		
	-23	-15	-10	-5	0	25	30	35
After heat exchanger*, °C	18,9*	19,0*	19,0*	19,0	19,6	22,3	22,9	23,4

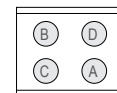
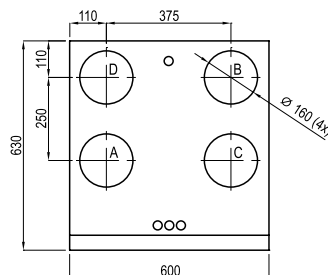
indoor +22°C, 20 % RH.

* calculations made after evaluation of the preheater.

Shown as right (R1)



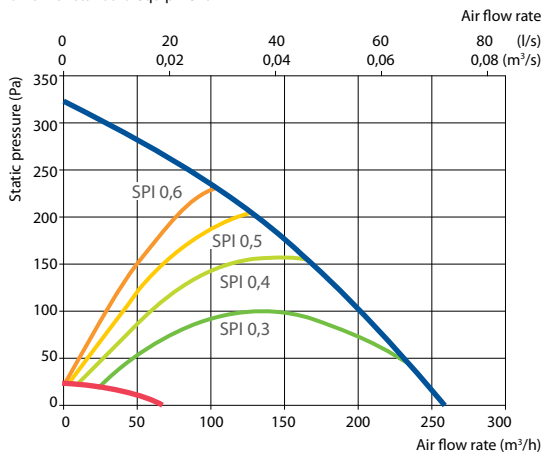
Shown as left (L1)



- A outdoor intake
- B supply air
- C extract indoor
- D exhaust air

Performance

Unit with standard equipment



Accessories (p. 123)

Closing damper	AGUJ-M-160+LF230/LM230
	A/D AGS-160-50-600-M
Silencer	B/C AGS-160-50-900-M
Water heater	DH-160

PPU	PPU-HW-3R-15-0,4-W2
2-way valve (water heater)	VVP47.10-0,4
Water cooler	DCW-0,2-1 / DHCW-160
2-way valve (water cooler)	VVP47.10-1,6