

Domekt CF 400 V

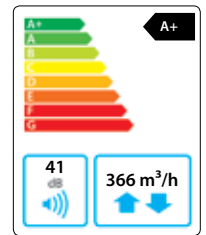
Maximal air flow, m ³ /h	366
Unit weight, kg	54
Supply voltage, V	1~230
Maximal operating current, A	HE10.5
Thermal efficiency of heat recovery, %	93
Reference flow rate, m ³ /s	0,0712
Reference pressure difference, Pa	50
SPI, W/(m ³ /h)	0,25
Filters dimensions BxHxL, mm	350x235x46
Electric power input of the fan drive at reference flow rate, W	33
Electric power input of the fan drive at maximum flow rate, W	91
Electric air heater capacity, kW / Δt, °C	0,5 / 5,4
Electric preheater capacity, kW / Δt, °C	1,5 / 16,3
Control panel	C6.1 / 6.2
Maintenance space, mm	600



C6.1



C6.2



Acoustic data

A-weighted sound power level L_{WAr} dB(A) at reference flow rate

Supply inlet	58
Supply outlet	53
Exhaust inlet	58
Exhaust outlet	53
Casing	41

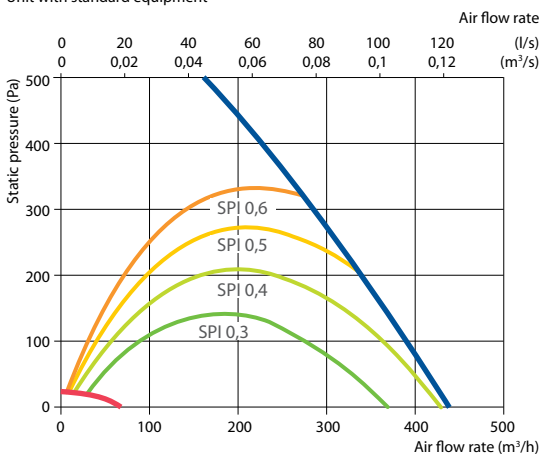
A-weighted sound pressure level L_{pAr} dB(A)

10 m² normally isolated room, distance from casing – 3 m.

Surroundings	31
--------------	----

Performance

Unit with standard equipment



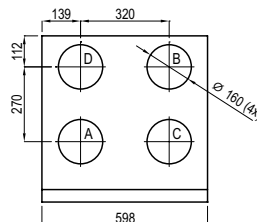
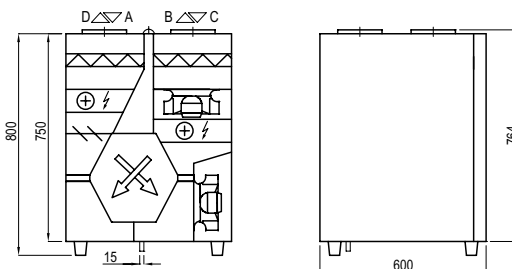
Temperature efficiency

Outside temperature, °C	Winter					Summer		
	-23	-15	-10	-5	0	25	30	35
After heat exchanger*, °C	17,4*	17,9*	17,9*	17,9	18,6	22,5	23,2	24,0

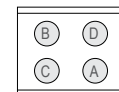
indoor +22°C, 20 % RH.

* calculations made after evaluation of the preheater.

Shown as right (R1)



Shown as left (L1)



- A outdoor intake
- B supply air
- C extract indoor
- D exhaust air

Accessories (p. 123)

Closing damper	AGUJ-M-160+LF230/LM230
	A/D AGS-160-50-600-M
Silencer	B/C AGS-160-50-900-M
Water heater	DH-160
PPU	PPU-HW-3R-15-0,4-W1

2-way valve (water heater)	VVP47.10-0,4
Water cooler	DCW-0,4-3 / DHCW-160
2-way valve (water cooler)	VVP47.10-1,6
DX cooler	DCF-0,4-3
Cooling unit	MOU-12HFN8+KA8140